





























The Symbol Truth

What all those weird little icons mean

Since no good POP PHOTO reader ever ignores a camera's manual, publishing this Cheat Sheet is probably unnecessary. But if the dog ate your instruction booklet, or if it's just too darn clunky to pack in your camera bag, clip out this page and refer to it to prevent invoking your own Blue Period—by changing your

white balance to tungsten, when what you really meant to do was light up your LCD screen.

Of course, your camera's icons might be slight variations on these, but we've included the most common. We've also left out the acronyms; if the buttons have letters, we trust you to figure them out yourself. ☺

Icon	Function	Icon	Function
	Turn on LCD, or change info on the display		Automatic mode for shooting at night; usu. slow-sync flash
	Change image-quality, resolution, and/or compression settings		Turn on the LCD backlight for the info display
	Exposure compensation		White balance for fluorescent lights
	Choose metering mode		Either Cloudy Day mode or white balance for a cloudy day
	Continuous-shoot mode		Either Sunny Day mode or white balance for sunshine
	Automatic exposure-bracketing mode		White balance for tungsten light
	Flash on, flash off, flash with red-eye reduction, fill flash		Set or use a custom white balance
	Self-timer		View recorded images
	Turn on ready mode for infrared remote		See multiple thumbnails of recorded images
	Record a sound with your image		Zoom in on recorded images
	Automatic mode for shooting landscapes		Delete image
	Automatic mode for shooting portraits		Lock your image against accidental erasure
	Automatic mode for shooting action		Switch to your camera's built-in game of Pac Man (or open the card hatch)
	Automatic mode for shooting macro subjects		Can't figure out a mystery icon? E-mail your questions to us PopEditor@bfmus.com .